
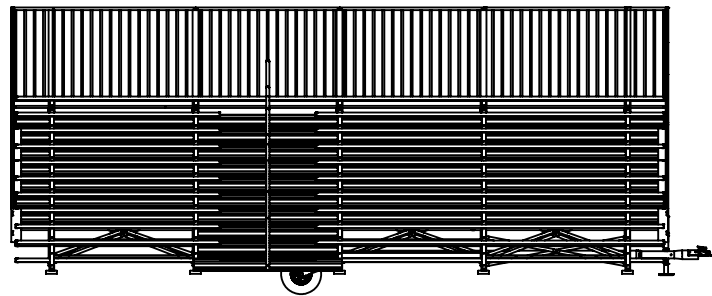


D

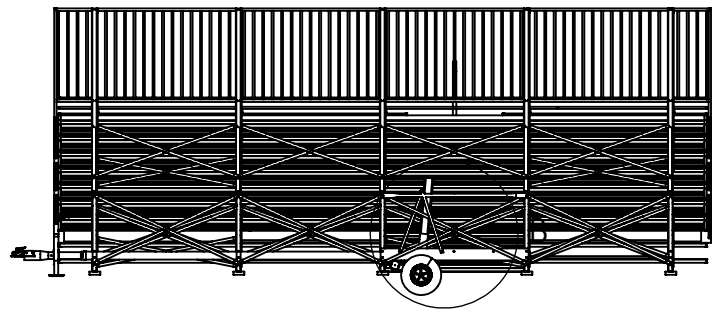


C

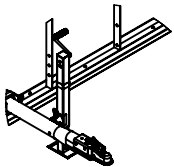
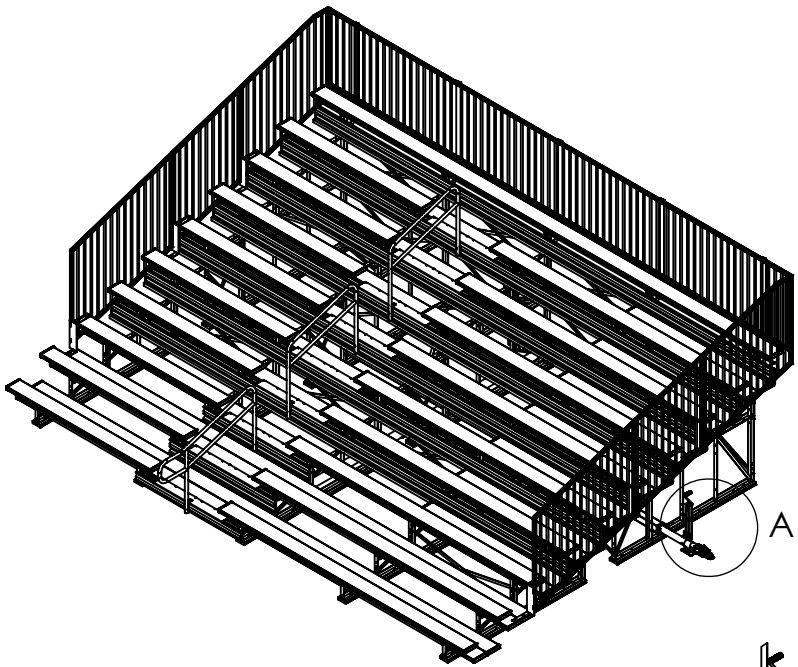
B



A



Frame is fabricated 2" x 2" x 3/16" architectural 6061-T6 aluminum angles.  
Seat and foot planks are nominal 2" x 10" 6063-T6 aluminum .078 inch thick.  
Seats are anodized 204-R1 clear, foot planks and risers are mill finish.  
Frames are joined with 1/2" bolts rather than welding. This avoids stress cracking that can be associated with aluminum welding.  
Cross bracing is made of 3/8" x 1 1/2" 6061-T6 aluminum flat bars.  
Seat brackets are made of 2" x 3 1/4" 6061-T6 aluminum angle.  
Support frames are on 6' centers.  
27' bleacher has 5 frames with 18" of plank overhang on each end.

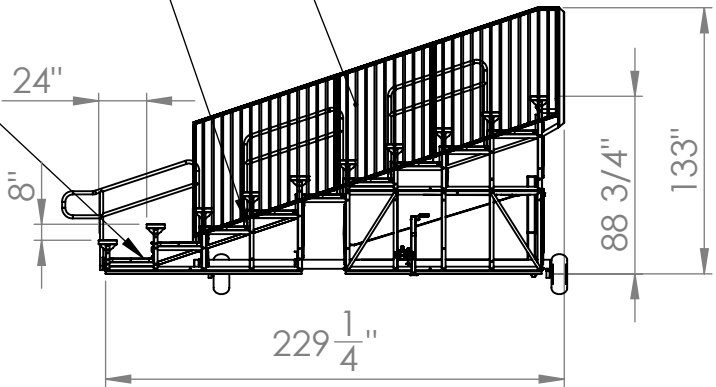


DETAIL A  
SCALE 1 : 48

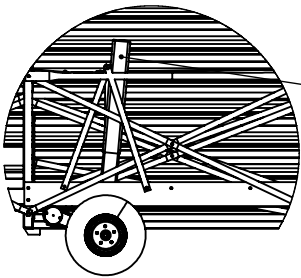
Riser planks from 4th row up through 10th row.

Vertical (no climb) bars have 3 3/4" spaces between.

Double foot boards on all rows.



Large jack makes lifting entire bleacher easier.



DETAIL B  
SCALE 1 : 48

These bleachers are designed to be compliance with IBC 2012 Code when equipped with aisle and handrail options.

Seats 144

Jack up the bleacher, hook it to tow vehicle and drive away!  
(10 - 15 KPH max )

**PROPRIETARY AND CONFIDENTIAL**  
THE INFORMATION CONTAINED IN THIS DRAWING IS THE SOLE PROPERTY OF <INSERT COMPANY NAME HERE>. ANY REPRODUCTION IN PART OR AS A WHOLE WITHOUT THE WRITTEN PERMISSION OF <INSERT COMPANY NAME HERE> IS PROHIBITED.

|             |         |  |           |      |      |  |
|-------------|---------|--|-----------|------|------|--|
|             |         | UNLESS OTHERWISE SPECIFIED:  |           | NAME | DATE | TITLE:<br><br>BLA10A27V4F448AHR + JIF1027 Spec |
|             |         | DIMENSIONS ARE IN INCHES<br>TOLERANCES:<br>FRACTIONAL ±<br>ANGULAR: MACH ±    BEND ±<br>TWO PLACE DECIMAL ±<br>THREE PLACE DECIMAL ± | DRAWN     |      |      |  |
|             |         | INTERPRET GEOMETRIC<br>TOLERANCING PER:  | CHECKED   |      |      |  |
|             |         | MATERIAL   | ENG APPR. |      |      |  |
|             |         | FINISH   | MFG APPR. |      |      |  |
| NEXT ASSY   | USED ON |  | Q.A.      |      |      | SIZE   DWG. NO.   REV                          |
| APPLICATION |         | DO NOT SCALE DRAWING   | COMMENTS: |      |      | SCALE: 1:96   WEIGHT:   SHEET 1 OF 1           |